

Virtual Sunday club 22.11.2020
God's gift for Zechariah Luke 1:5-25, 57-66

Big Idea

God promises to give a godly but childless couple a son. They were to name him John and he would be used by God to prepare the world for God's King.

Aim


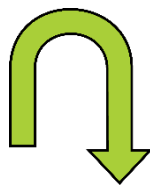
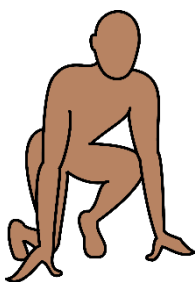
To feel the excitement that God's rescue plan is under way: John's birth means that the King is finally coming.

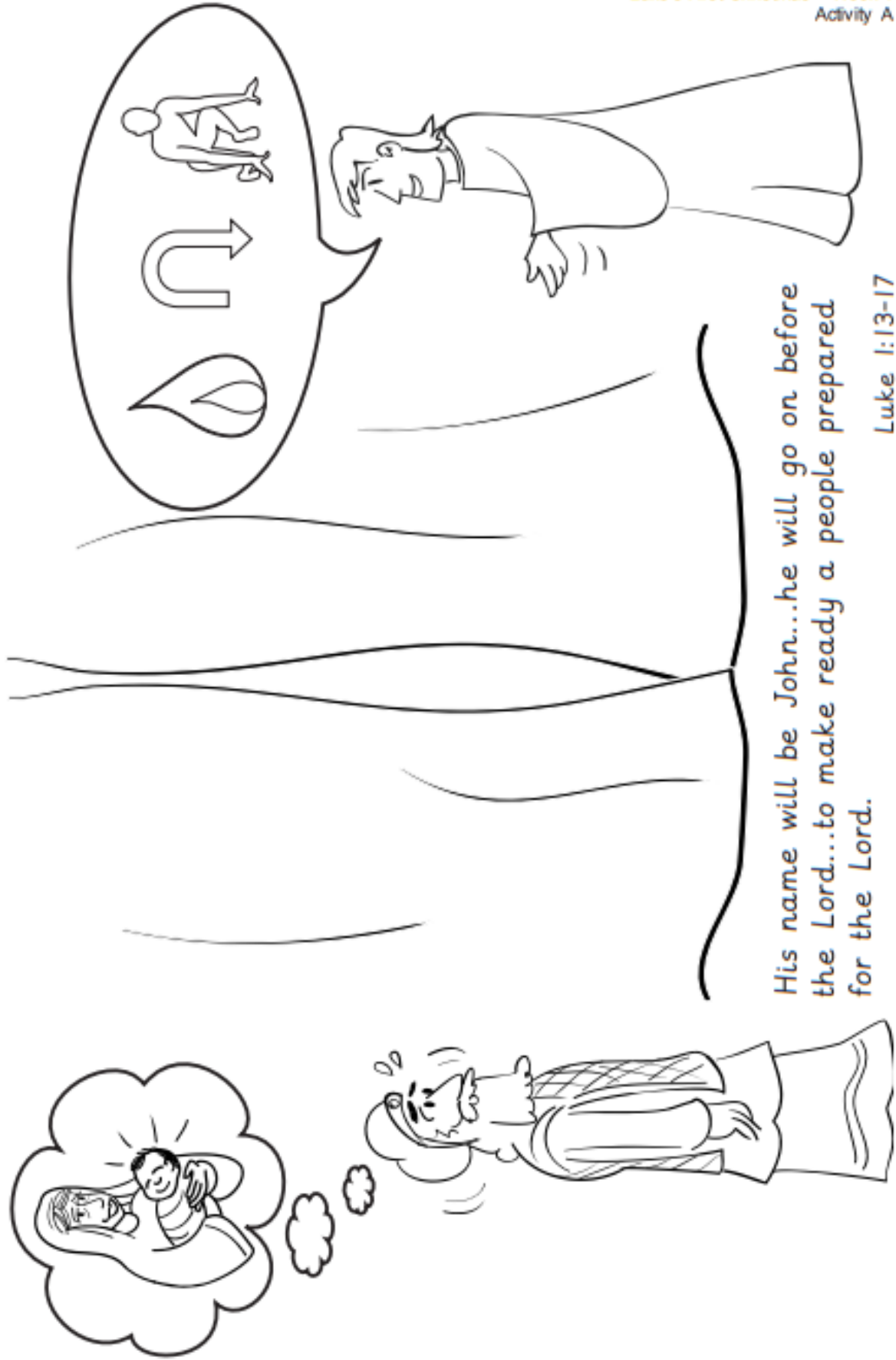
Discussion questions

- 1 What would the baby be called?
John
- 2 What was special about this baby?
He had the Holy Spirit from birth
- 3 How would this baby get people ready?
He would prepare the people to meet Jesus
- 4 How did God help John to stay close to him?
- 5 How do you prepare for Christmas?
- 6 How can we be like John?

Questions for the older children

- 1 How do these pictures help us to remember how to get ready for Christmas?
- 2 How can we pray as we get ready for Christmas?
- 3 How does this story help us to be excited about Christmas?
- 4 Who can we tell about Jesus to?
- 5 How did John stay close to God and how can we?
- 6 Do we have the gift of God's Holy Spirit?
- 7 What is the best gift we can give someone this year?





His name will be John...he will go on before
the Lord...to make ready a people prepared
for the Lord.

Luke 1:13-17

Score along all the dotted lines before cutting along all the solid lines. Decorate the gift box using glitter, sequins and ribbon. Secure a loop of thread to the box lid at point 'x'. Fold and glue the tabs – tuck the angled tabs into the box and the square box lid tabs outside the box. Hang your decoration on your Christmas tree!

Luke's First Christmas – Week 1
Christmas Tree Craft – Older Children

